

Technical overview pressure switches

Valid for all pressure switch with microswitches of the DCM, VCM, DNM, DNS, DDC series. The technical data of the component tested units deviate in part slightly. (Please refer to type sheet)

Normal version Plug connection



...200

Terminal connection



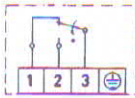
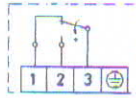
...300

Ex-version

ATEX-approval for gas and dust in preparation.



...700

Switching device	Aluminium diecast GD Al Si 12	Aluminium diecast GD Al Si 12
Pressure connection	G 1/2" external thread (pressure gauge connection) and G 1/4" internal thread. Internal thread G 1/4" at differential pressure switches DDCM.	G 1/2" external thread (pressure gauge connection) and G 1/4" internal thread. Internal thread G 1/4" at differential pressure switches DDCM.
Switching function and connection drawing (applies only for version with microswitch)	Floating change-over contact. With rising pressure switching over single-pole from 3-1 to 3-2.	Floating change-over contact. With rising pressure switching over single-pole from 3-1 to 3-2.
		
Switching capacity (applies only for version with microswitch)	8 A at 250 VAC 5 A at 250 VAC inductive 8 A at 24 VDC 0,3 A at 250 VDC	3 A at 250 VAC 2 A at 250 VAC inductive 3 A at 24 VDC 0,03 A at 250 VDC
Fitting position	arbitrary, preferably vertical (see data sheet)	vertical
Degree of protection (in vertical position)	IP 54, Terminal connection IP 65	IP 65
Ex degree of protection	-	EEx de IIC T6 tested according to EN 50014/50018/50019 (CENELEC)
PTB approval	-	Ex-90.C.1059
Electrical connection	200 series: Plug connection 300 series: Terminal connection	Terminal connection
Cable entry plug	Pg 11	
Cable entry terminal connection	M 16 x 1,5	M 16 x 1,5
Ambient temperature	-25 to +70 °C. (with the exception of DA-series -20...+70°C and DCM 4016, 4025, 1000, VCM 4156)	-15 to +60 °C
Switching point	Adjustable on the spindle. In switching mechanism 300, the terminal box lid must be removed.	Adjustable on the spindle after the terminal box lid is removed.
Switching difference	Adjustable or not adjustable (see type overview)	Not adjustable
Medium temperature	Max. 70 °C, briefly 85 °C Higher medium temperatures are possible if the above limit values at the switching mechanism are ensured by suitable measures (e.g. siphon).	Max. 60 °C

Vacuum	All pressure switches can operate under vacuum, the device is not damaged by this.
Repetition accuracy of the switching points	< 1% of the working range (for pressure ranges > 1 bar)
Vibration strength	Up to 4 g no noteworthy deviations.
Mechanical life	With sinusoidal pressure application and room temperature, 10 x 10 ⁶ switching cycles. The expected life time depends strongly upon the type of pressure application, therefore this figure can serve only as a rough estimate. With pulsating pressure or pressure impacts in hydraulic systems, pressure surge reduction is recommended.
Isolation values	Overvoltage category III, contamination class 3, reference surge voltage 4000 V. The conformity to DIN VDE 0110 (01.89) will be confirmed.
Oil and grease-free	The parts of all pressure switches in contact with the medium are oil and grease-free (with the exception of series HCD... und DPS...). The sensors are hermetically encapsulated, they contain no seals (see also additional function ZF 1979, special packing).



Type series DDC

Differential Pressure Switches

for liquid and gaseous media (e.g. for hot/cold water, steam and gas)


The Fema differential pressure switches are suitable for monitoring differential pressures, flow monitoring and automatic checking of filter plants. A double chamber system with stainless steel bellows resp. perbunan diaphragm accurately detects the difference between the two applied pressures. The differential pressure to be monitored is adjustable within the ranges mentioned in the summary of types. The DDCM differential pressure switches can also be used in vacuum. The switching difference is not adjustable.



DDCM 252

Range of adjustment (differential pressure)	Switching diff. (Mean value)	Max.** allowable pressure	Material	Type
4 – 25 mbar	2 mbar	0.5 bar	Aluminium + Perbunan	DDCM 252*
10 – 60 mbar	15 mbar	1.5 bar		DDCM 662*
20 – 160 mbar	20 mbar	3 bar		DDCM 1602*
100 – 600 mbar	35 mbar	3 bar		DDCM 6002*
-0.1 – 0.4 bar	0.15 bar	15 bar	Stainless steel 1.4305 + 1.4571	DDCM 014*
0.2 – 1.6 bar	0.13 bar	15 bar		DDCM 1
1 – 4 bar	0.2 bar	25 bar		DDCM 4*
0.5 – 6 bar	0.2 bar	15 bar		DDCM 6
3 – 16 bar	0.6 bar	25 bar		DDCM 16

Further differential Pressure Switches see DPS- and HCD-series.
Accessories see VKD ..., page 71, and MAU 8 ..., page 72.



Ex-DDCM 1

Ex-version · Degree of protection EEx de IIC T6

Range of adjustment (differential pressure)	Switching diff. (Mean value)	Max.** allowable pressure	Material	Type
4 – 25 mbar	2 mbar	0.5 bar	Aluminium + Perbunan	Ex-DDCM 252*
10 – 60 mbar	15 mbar	1.5 bar		Ex-DDCM 662*
20 – 160 mbar	20 mbar	3 bar		Ex-DDCM 1602*
100 – 600 mbar	35 mbar	3 bar		Ex-DDCM 6002*
-0.1 – 0.4 bar	0.15 bar	15 bar	Stainless steel 1.4305 + 1.4571	Ex-DDCM 014*
0.2 – 1.6 bar	0.13 bar	15 bar		Ex-DDCM 1
1 – 4 bar	0.2 bar	25 bar		Ex-DDCM 4*
0.5 – 6 bar	0.2 bar	15 bar		Ex-DDCM 6
3 – 16 bar	0.6 bar	25 bar		Ex-DDCM 16

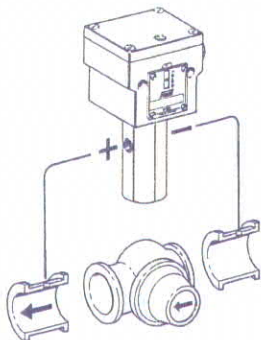
ATEX-approval for gas and dust in preparation.

** also load one direction

* without graduation (only ± scale)

Application sample

Pump monitoring, filter monitoring, flow monitoring



Independent static pressure conditions in the system.
See also chapter "Differential Pressure Transmitter" for same applications.

The differential Pressure of a pump is monitored by a DDCM... Pressure Switch.

When pressure falls below a certain adjusted level, the switch will be activated. The DDCM-Differential Pressure Switch acts independent of the static pressure of the application.

